

1 - MMA welding



- Electrode holders 1-1 to 1-5
- MMA kits (*electrode holder with cable + clamp with cable*)..... 1-6
- Gouging torches 1-7
- Gouging electrodes 1-8
- Ovens / Quivers 1-9 to 1-10

For: clamps, connectors, cables, hammers, miscellaneous, ceramic backings, see chapter “Other arc welding”



Electrode holders

The choice of an electrode holder follows several criteria.

- In Europe it is mandatory that the supplier conforms to the European standards on these products, for Health and Safety reasons.
The **CE** marking confirms conformity of the product to these standards

DON'T BUY ELECTRODE HOLDERS WITHOUT THIS MARKING.

- Selection criteria - the maximum electrode diameter required, that in turn dictates the maximum amperage and subsequently the size of the welding cable.
- Once the above criteria are established the remaining choice is one of personal preference.

Screw type

Very secure grip of the electrode that gives the possibility of twisting the electrode once tightened.

Lever type

Secure grip of the electrode between the jaws with pre defined angles for the electrode position, easy butt ejection.










EN 60974-11

Selection criteria for the different type of electrode holders can be seen on the enclosed pages. Naturally the electrode holder will accept all sizes of electrode to the maximum diameter stated.

The lever type electrode holders are divided into two sections, large opening type - that has the optional pre defined angles and closed head type - that has only a single position option.

Screw type electrode holders

Choice criteria

			 mm	 mm²
			Maximum	Maximum
Screw type straight	TWIST 200		3.2	25
	TWIST 400		5.0	50
	VESTALETTE		4.0	35
	STUBBY		6.3	70
	MASTER		8.0	95
	VESTALE		8.0	95
Screw type curve	CURVA 400		5.0	50
	CURVA 600		6.3	70

Name	Cat N°	A (35%)	Ø cable (mm²)	Electrode diameter (mm)	Weight (g)	Customer's benefit
TWIST 200	W 000 010 565	200	25	3.2	335	Economical electrode holders. Well balanced, rubber handle, left hand thread.
TWIST 400	W 000 010 566	400	50	5.0	480	
VESTALETTE	W 000 010 035 W 000 010 883*	250	35	4.0	295	Light and totally insulated, fibre glass head long life duration, left hand thread.
STUBBY	W 000 010 036 W 000 010 879*	400	70	6.3	450	Well known, fibre glass single part head. Spare parts available, right hand thread.
MASTER	W 000 010 037 W 000 010 882*	500	95	8.0	530	Well known, fibre glass single part head. Spare parts available, right hand thread.
VESTALE	W 000 010 038 W 000 010 880*	500	95	8.0	470	THE heavy duty electrode holder. High resistance. Fibre glass head, left hand thread.
CURVA 400	W 000 010 573	300	50	5.0	540	Curved electrode holders.
CURVA 600	W 000 010 574	400	70	6.3	720	





* Cat. number for display

Spare parts	Cat N°
MASTER - Head	W 000 011 082
STUBBY - Head	W 000 260 716
MASTER - Insulation	W 000 011 083
STUBBY/MASTER - Spring	W 000 011 084
STUBBY/MASTER - Handle	W 000 011 077

Spare parts	Cat N°
STUBBY - Body	W 000 011 085
VESTALE - Handle	W 000 011 086
VESTALE - Head	W 000 011 087

Lever type opened head electrode holders






Choice criteria

		 Maximum	 Maximum
CAÏMAN 200		4.0	25
CAÏMAN 400		5.0	50
CAÏMAN 600		6.3	70
SAMSON ECO 300		6.3	70
SAMSON ECO 500		8.0	95

Name	Cat N°	A (35%)	Ø cable (mm²)	Electrode diameter (mm)	Weight (g)	Customer's benefit
CAÏMAN 200	W 000 010 567	200	25	4.0	370	Economical electrode holders. Polyamide handle, fibre glass reinforced. Brass jaws.
CAÏMAN 400	W 000 010 568	300	50	5.0	425	
CAÏMAN 600	W 000 010 569	400	70	6.3	500	
SAMSON ECO 300	W 000 010 622	300	70	6.3	450	Light version, well known SAMSON electrode grip.
SAMSON ECO 500	W 000 010 623	500	95	8.0	530	

Lever type closed head electrode holders

Choice criteria

		 Maximum	 Maximum
SEGURA 300		4.0	35
SEGURA 400		5.0	50
SEGURA 600		6.3	70
COBRA		6.3	50
OPTIMUS 300		6.3	70
OPTIMUS 400		8.0	95
OPTIMUS 500		8.0	95

Name	Cat N°	A (35%)	Ø cable (mm²)	Electrode diameter (mm)	Weight (g)	Customer's benefit
SEGURA 300	W 000 010 570	300	35	4.0	415	Economical models. Nylon handle. Brass jaws.
SEGURA 400	W 000 010 571	300	50	5,0	570	
SEGURA 600	W 000 010 572	400	70	6,3	590	
COBRA	W 000 010 039 W 000 010 881*	300	50	6,3	420	Light and multi purpose.
OPTIMUS 300	W 000 010 410	300	70	6,3	460	High quality electrode holder. Well-known for intensive use and powerful grip on the electrodes. Specially design for heavy duty works with a comfortable handle.
OPTIMUS 400	W 000 010 411	400	95	8,0	560	
OPTIMUS 500	W 000 010 412	500	95	8,0	620	

* Cat. number for display

Spare parts OPTIMUS	Cat N°
300 Insulating head	W 000 010 107
300-400-500 Screw M 4X6	W 000 010 108
300 Lever	W 000 010 109
300-400-500 Spring	W 000 010 110
300 Spring cap	W 000 010 111
300 Hinge pin	W 000 010 112
300 Body	W 000 010 113
300 Cable screw	W 000 010 116

Spare parts COBRA	Cat N°
Head	W 000 011 088

Spare parts OPTIMUS	Cat N°
300 Handle	W 000 010 114
400-500 Insulating head	W 000 010 115
400-500 Lever	W 000 010 117
400-500 Spring cap	W 000 010 119
400-500 Hinge pin	W 000 010 120
400-500 Body	W 000 010 121
400-500 Cable screw	W 000 010 122
400-500 Handle	W 000 010 123



Electrode holders

Hobby electrode holders

Choice criteria

HOBBY 200		4.0	25

Name	Cat N°	A (35%)	Ø cable (mm²)	Electrode diameter (mm)	Weight (g)	Customer's benefit
HOBBY 200	W 000 010 575	200	25	4.0	135	An industrial design for a "DIY" use.

Light duty electrode holders

Choice criteria

CAÏMY 200		4.0	25

Name	Cat N°	A (35%)	Ø cable (mm²)	Electrode diameter (mm)	Weight (g)	Customer's benefit
CAÏMY 200	W 000 010 576	200	25	4.0	220	A small professional tool for light works.

Kits of accessories for MMA welding: electrode holders, earth clamps, cables and connectors, already assembled.

Advantages:

- "Ready to weld".
- A simple and full range in relation with all welding machines.
- Save 30 minutes of assembly time, before to weld.
- Recommendations in relation to welding processes.

The kits choice depends of several criteria:

- **Sections of machine sockets:**
 - Plugs of 9 mm diameter correspond to a cable cross-section between 16 mm² and 25 mm².
 - Plugs of 13 mm diameter correspond to a cable cross-section between 35 mm² and 50 mm² (max 90 mm²).
- **Application & intensity**

The range:

- First digits describe cable diameter.
- Second digits describe type of connector.



Cat N°	Kit	I max at 35%	Electrode holder	Cable length	Earth clamp	Cable length	Plug diameter	MMA power sources' types and applications
W 000 260 680	16C25	200 A	HOBBY 200	3 m	HIPPO 200	2 m	9 mm	Small intensity power sources for occasionnal welding
W 000 011 138	25C25	200 A	CAIMAN 200	3 m	HIPPO 200	3 m	9 mm	Small intensity power sources for semi professional welding
W 000 260 683	25C25+	300 A	SEGURA 300	3 m	HIPPO 400	2 m	9 mm	Small intensity power sources for working site up to Ø 4 mm
W 000 260 684	25C50	300 A	SEGURA 300	3 m	HIPPO 400	3 m	13 mm	High intensity power sources for intensive use (up to Ø 4 mm) or work site
W 000 011 139	35C50	300 A	SEGURA 300	4 m	HIPPO 400	4 m	13 mm	High intensity power sources for intensive use (up to Ø 4 mm) or work site
W 000 260 681	50C50	300 A	SEGURA 400	4 m	HIPPO 400	4 m	13 mm	High intensity power sources for intensive use (up to Ø 5 mm) or work site
W 000 260 682	50C50+	400 A	SEGURA 600	4 m	HIPPO 600	4 m	13 mm	High intensity power sources for intensive use (up to Ø 6.3 mm) or work site




Gouging torches

FLAIR®

The FLAIR® gouging torch is a high quality torch.
The airflow can be regulated on the torch.
Recommended air pressure is 7 bar.

	Current (A)	Electrode Ø max	Cat N°
1 FLAIR 600	600	10 mm - 3/8"	W 000 010 136
2 FLAIR 1600	1600	19 mm - 3/4"	W 000 010 118



ARCAIR K2000 - K4000®

A well known brand name in gouging process.



	Current (A)	Electrode Ø max	Cat N°
K 2000	450	6 mm - 1/4"	W 000 010 999
K 4000	1000	13 mm - 1/2"	W 000 010 992

Spare parts

	K 2000	K 4000
Jaw	W 000 011 033	W 000 010 991
Cable	-	W 000 010 993
Shell	W 000 011 030	W 000 010 994
Head	W 000 0110 31	W 000 010 995
Lever	W 000 011 032	W 000 010 996
Body	-	W 000 010 997
Pushing kit	-	W 000 010 998
Spring	-	W 000 010 990

Graphite electrodes

WELDLINE offers a complete range of graphite (carbon) electrodes for gouging.

CARBONAIR

Pointed electrodes



CARBONAIR PLUS

Jointed electrodes (no loss)





This process requires a MMA power source, a gouging torch and a source of compressed air, please revert to the enclosed selection table.

CARBONAIR

Description diameter x length (mm)	Cat N°	Quantity per box (thousand)	Gross weight per box kg	I mini A	I maxi A	 bars	 m ³ /h
CARBONAIR 4 x 305	W 000 010 645	0.100	0.78	90	150	4.0	15
CARBONAIR 5 x 305	W 000 010 443	0.100	1.08	200	250	4.0	15
CARBONAIR 6.4 x 305	W 000 010 444	0.050	0.98	300	400	4.0	15
CARBONAIR 8 x 305	W 000 010 445	0.050	1.34	350	450	5.5	40
CARBONAIR 10 x 305	W 000 010 446	0.050	2.15	450	600	5.5	40
CARBONAIR 13 x 305	W 000 010 447	0.050	3.55	800	1 000	5.5	50

CARBONAIR PLUS

Description diameter x length (mm)	Cat N°	Quantity per box (thousand)	Gross weight per box kg	I mini A	I maxi A	 bars	 m ³ /h
CARBONAIR PLUS 8 x 355	W 000 010 448	0.050	1.80	350	450	5.5	40
CARBONAIR PLUS 10 x 430	W 000 010 449	0.050	3.22	450	600	5.5	40
CARBONAIR PLUS 13 x 430	W 000 010 450	0.050	4.97	800	1 000	5.5	50
CARBONAIR PLUS 16 x 430	W 000 010 451	0.025	3.70	1000	1 250	6.9	60
CARBONAIR PLUS 19 x 430	W 000 010 452	0.025	5.17	1250	1 600	6.9	60



Ovens / Quivers

WELDRY PW8 and PW 15 Portable quivers

EN 61000-6-2
EN 61000-6-3
EN 60204-1

On request: other models
(without thermostat – with thermometer
- with different power supply – stainless
steel or lacquered finishing)

PW8 and PW15 portable quivers are necessary, for electrodes maintenance, near the welding working place. They preserve the electrodes from moisture avoiding hydrogen inclusion in the welding joint.

PW8 and PW15 portable quivers are provided with an handle, useful for moving. They contain also an extractable basket that avoids waste of heat. PW8 and PW15 ovens are provided with build-in adjustable thermostat.

Technical data	WELDRY PW8	WELDRY PW15
Capacity (n. of electrodes)	100 electrodes Ø 3.25 mm	200 electrodes Ø 3.25 mm
Max temperature	180 °C - 200 °C	
Power	0.13 kW	0.275 kW
Capacity	5 kg	10 kg
Power supply	Single-phase 230 V - 50/60 Hz	
Internal size	72 x 72 x 470 mm	100 x 100 x 470 mm
External size	140 x 180 x 630 mm	180 x 220 x 630 mm
Weight	5 kg	8 kg
Packaging dimension	160 x 210 x 640 mm	210 x 240 x 660 mm
Gross weight	6 kg	9 kg
Cat N°	W 000 120 427	W 000 120 428



WELDRY MW Holding ovens for MMA electrodes

MW ovens are used for keeping the treatment of electrodes after the drying cycle and before the welding process. They preserve the electrodes from moisture avoiding hydrogen inclusion in the welding joint.

Equipped with a digital control panel and two adjustable thermoregulators for air and heating elements protection, positioned in front of the oven.



Technical data	WELDRY MW2	WELDRY MW4	WELDRY MW6
Shelves number	2	4	6
Capacity for each shelf	1500 electrodes	1500 electrodes	1500 electrodes
Temperature regulation thermostat	up to 300 °C		
Power	2.7 kW	2.7 kW	4.5 kW
Capacity (weight and number of electrodes)	135 kg - 3 000 el. Ø 3.25 mm	270 kg - 6 000 el. Ø 3.25 mm	405 kg - 9 000 el. Ø 3.25 mm
Power supply	Single phase 230 V - 50/60 Hz		Three phase 380 V - 50/60 Hz
Internal size	720 x 510 x 350 mm	720 x 510 x 620 mm	720 x 510 x 890 mm
External size	830 x 690x 760 mm	830 x 690x 1400 mm	820 x 690x 1310 mm
Weight	90 kg	123 kg	152 kg
Packaging dimension	850 x 710 x 780 mm	850 x 710 x 1420 mm	840 x 710 x 1330 mm
Gross weight	95 kg	135 kg	160 kg
Cat N°	W 000120 430	W 000 120 431	W 000 120 454

WELDRY CW Re-baking ovens for MMA electrodes

This oven is used for electrode re-baking treatment, heating the electrodes between 350 °C-420 °C for a fixed time. In this way the moisture is removed and a good quality welding without hydrogen intrusion is guaranteed.

Equipped with a digital control panel and two adjustable thermoregulators for air and heating elements protection, positioned in front of the oven, allows to set both drying and keeping cycles.

EN 61000-6-2

EN 61000-6-3

EN 60204-1

On request: other models
(with fan ventilation system)



Technical data	WELDRY CW3	WELDRY CW6	WELDRY CW9
Shelves number	3	6	9
Number of resistances	3	6	9
Capacity (number of electrodes)	4 500 el. Ø 3.25 mm	9 000 el. Ø 3.25 mm	13 500 el. Ø 3.25 mm
Capacity	203 kg	404 kg	608 kg
Temperature regulation thermostat	up to 500 °C		
Power	4.6 kW	9.1 kW	13.6 kW
Power supply	Three-phase 380 V - 50/60 Hz		
Internal size	560 x 740 x 560 mm	560 x 740 x 980 mm	560 x 740 x 1430 mm
External size	800 x 880x 1030 mm	800 x 880x 1480 mm	800 x 880x 1880 mm
Weight	140 kg	200 kg	266 kg
Packaging dimensions	820 x 900 x 1050 mm	820 x 900 x 1500 mm	820 x 900 x 1900 mm
Gross weight	150 kg	215 kg	280 kg
Cat N°	W 000 120 466	W 000 120 467	W 000 120 468


WELDRY FW - Hopper ovens for flux

This model of oven is used for re-baking submerged arc welding fluxes, heating the flux between 350 °C - 420 °C for a fixed time. The inside tank is stainless steel made to prevent from risk of pollution.

The resistances are positioned inside the hopper for a direct contact to flux in order to obtain an optimal heating.

The build-in digital control equipment with double thermoregulator for air and resistances protection avoids the flux being damaged and allows to set both drying and keeping cycles.

On request: other models
(with one or two hoppers - with single or double digital control equipment)



Technical data	WELDRY FW100	WELDRY FW200	WELDRY FW400
Load Capacity	60 kg	160 kg	320 kg
Temperature regulation thermostat	up to 500 °C		
Power	4 kW	4 kW	7.9 kW
Power supply	Three-phase 380/220 V - 50/60 Hz		
Internal size	530 x 390 x 640 mm	690 x 690 x 740 mm	690 x 690 x 740 mm (each tank)
External size	670 x 709 x 1300 mm	825 x 819 x 1330 mm	1620 x 850 x 1340 mm
Weight	90 kg	116 kg	210 kg
Height of the flap door for flux feeding	a = 500 mm	a = 450 mm	
Packaging dimensions	690 x 750 x 1 320 mm	850 x 860 x 1 350 mm	1 640 x 870 x 1 360 mm
Gross weight	100 kg	130 kg	225 kg
Cat N°	W 000 120 469	W 000 120 470	W 000 120 471